

ERP/NERP Suspension Configurations - 1/8 to 5 Ton For Ace Industries

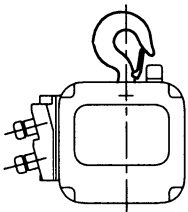
Scope:

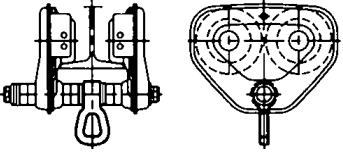
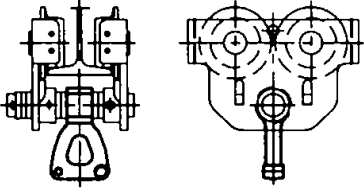
This document identifies for ER/NER hoists and for push trolleys:

- Section 1 - Unit's standard "as stocked" suspension configurations at Ace Industries.
- Section 2 - Suspension component descriptions.
- Section 3 - Suspension configuration.
- Section 4 - All parts required to mount "as stocked" hoists onto "as stocked" trolleys. Note: This document does NOT address Nameplate replacement/modifications that may be necessary to complete the combination.

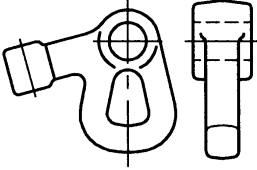
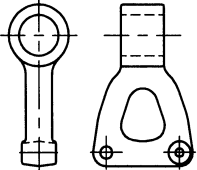
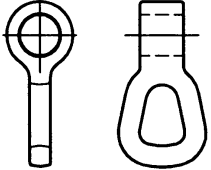
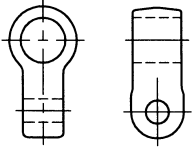
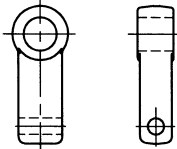
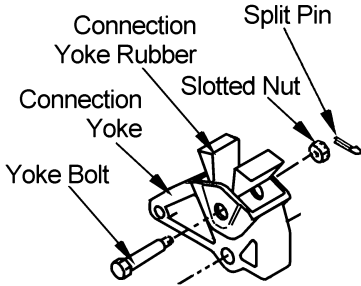
Section 1 - Standard Equipment:

- This chart details the suspension configuration of hoists and trolleys as they are standardly stocked at Ace Industries.
- All listing for ER models also apply to the NER with the same capacity and size.
- Suspension parts are the same for the corresponding dual speed units of the same capacity and size.

Harrington Product		Suspension Component – as stocked	
Unit	Product Code	Description	Part No.
	(N)ER001H (N)ER003S (N)ER005L	Top hook assy	ER1BS1001
	(N)ER003H (N)ER005S	Top hook assy	ER1CS1001
	(N)ER010L NER010M	Top hook assy	ER1CL1001
	(N)ER010S	Top hook assy	ER1DS1001
	(N)ER015S (N)ER020L NER020M	Top hook assy	ER1DL1001
	(N)ER020S	Top hook assy	ER1ES1001
	(N)ER025S	Top hook assy	ER1FS1001
	NER030C	Top hook assy	ER1DR1001
	(N)ER030L (N)ER030S	Top hook assy	ER1FS1001
	(N)ER050L	Top hook assy	ER1FR1001

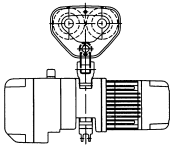
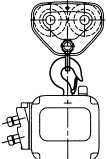
Harrington Product		Suspension Component – as stocked	
Unit	Product Code	Description	Part No.
	PTS2005	Suspender H	T6G019005
	PTS2010	Suspender H	T6G019010
	PTS2020	Suspender H	T6G019020
	PTS2030	Suspender H	T6G019030
	PTS050	Suspender C	M3004050

Section 2 - Suspension Component Descriptions:

<p>1/2 to 2 1/2 Ton:</p> 	<p>3 & 5 Ton:</p> 	<p>Suspender C</p> <ul style="list-style-type: none"> • For lug mount CB model hoists up through 5 ton. • Has hook to lug capability for some applications.
		<p>Suspender H</p> <ul style="list-style-type: none"> • For some hook to lug application.
		<p>Suspender G</p> <ul style="list-style-type: none"> • Use with MR trolley to lug mount hoist parallel to beam. Also used with P/GTS050. • Must be used with Connection Yoke and Connection Yoke parts
		<p>Suspender E</p> <ul style="list-style-type: none"> • Used to lug mount 1/2 to 3 Ton TF2 and TS2 trolleys • Must be used with Connection Yoke and Connection Yoke parts
		<p>Connection Yoke and Components</p> <ul style="list-style-type: none"> • Bolts in place of 1/8 to 3 Ton ER top hook assembly to accommodate Suspender G, Suspender E or Suspender 90 degree. • Is used on ALL 5 Ton ER hook and lug mount configurations. 5 Ton hoists are double fall and the second fall of chain attaches to the Connection Yoke.

Section 3 - ER Hoist Suspension Configurations:

- (NPR) Indicates that additional parts are NOT required for the combination
- Shaded boxes indicate that the combination is not available.
- Parts Kit numbers are 6 digit starting with "K". The parts that make up the specific Part Kit are shown in the next section "Parts Details" starting on page 6. All other part numbers are for individually stocked parts or assemblies.
- All listing for ER models also apply to the NER with the same capacity and size.
- Suspension parts are the same for the corresponding dual speed units of the same capacity and size.

		Part or Parts Kit Required for Connection	
			
Hoist	Trolley	Connection Yoke and Suspender - Parallel	Hook to Lug - Perpendicular
(N)ER001H	PTS2005	K00003	(NPR)
(N)ER003S	PTS2010	K00005	(NPR)
(N)ER005L			
(N)ER003H	PTS2005	K00010	(NPR)
(N)ER005S	PTS2010	K00012	(NPR)
(N)ER010L	PTS2010	K00012	(NPR)
NER010M	PTS2010	K00012	(NPR)
(N)ER010S	PTS2010	K00017	(NPR)
(N)ER015S	PTS2020	K00022	(NPR)
(N)ER020L			
NER020M	PTS2020	K00022	(NPR)
(N)ER020S	PTS2020	K00027	(NPR)
(N)ER025S	PTS2030	K00032	(NPR)
NER030C	PTS2030	T7GB004030 (Susp E)	(NPR)
(N)ER030L	PTS2030	K00032	(NPR)
(N)ER030S			
(N)ER050L	PTS050	M7S004050 (Suspender G)	(NPR)

Section 4 - Part Details:

Kit number: K00003		
Part No.	Name	Qty
9009414-5	SPLIT PIN	1
ER1BS9028	CONNECTION YOKE RUBBER	1
ER1BS9029	CONNECTION YOKE	1
ER1CS9032	YOKE BOLT	1
L3183008	SLOTTED NUT	1
T7GB004005	SUSPENDER E	1

Kit number: K00005		
Part No.	Name	Qty
9009414-5	SPLIT PIN	1
ER1BS9028	CONNECTION YOKE RUBBER	1
ER1BS9029	CONNECTION YOKE	1
ER1CS9032	YOKE BOLT	1
L3183008	SLOTTED NUT	1
T7GB004010	SUSPENDER E	1

Kit number: K00010		
Part No.	Name	Qty
9009414-5	SPLIT PIN	1
ER1BS9028	CONNECTION YOKE RUBBER	1
ER1CS9029	CONNECTION YOKE	1
ER1CS9032	YOKE BOLT	1
L3183008	SLOTTED NUT	1
T7GB004005	SUSPENDER E	1

Kit number: K00012		
Part No.	Name	Qty
9009414-5	SPLIT PIN	1
ER1BS9028	CONNECTION YOKE RUBBER	1
ER1CS9029	CONNECTION YOKE	1
ER1CS9032	YOKE BOLT	1
L3183008	SLOTTED NUT	1
T7GB004010	SUSPENDER E	1

Kit number: K00017		
Part No.	Name	Qty
9009414-5	SPLIT PIN	1
ER1CS9032	YOKE BOLT	1
ER1BS9028	CONNECTION YOKE RUBBER	1
ER1DS9029	CONNECTION YOKE	1
L3183008	SLOTTED NUT	1
T7GB004010	SUSPENDER E	1

Kit number: K00022		
Part No.	Name	Qty
9009436	SPLIT PIN	1
ER1DL9028	CONNECTION YOKE RUBBER	1
ER1DL9029	CONNECTION YOKE	1
ER1ES9032	YOKE BOLT	1
ES088020L	SLOTTED NUT	1
T7GB004020	SUSPENDER E	1

Kit number: K00027		
Part No.	Name	Qty
9009436	SPLIT PIN	1
ER1ES9028	CONNECTION YOKE RUBBER	1
ER1ES9029	CONNECTION YOKE	1
ER1ES9032	YOKE BOLT	1
ES088020L	SLOTTED NUT	1
T7GB004020	SUSPENDER E	1

Kit number: K00032		
Part No.	Name	Qty
9009436	SPLIT PIN	1
ER1FS9028	CONNECTION YOKE RUBBER	1
ER1ES9029	CONNECTION YOKE	1
ER1ES9032	YOKE BOLT	1
ES088020L	SLOTTED NUT	1
T7GB004030	SUSPENDER E	1